


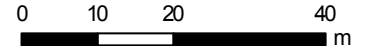


LEGEND

 Lines of Road Reserve

 Lands not included for this area

A3 L  Scale 1 : 1000





ROAD LINE PLAN

Terms & Conditions Apply

RESIDENCES @ EVELYN

PO : 47650327212320

27-05-2015